

INTERNATIONAL VOICE TEACHERS OF MIX



Written Evaluation for IVTOM Accreditation -- PREVIEW VERSION --

Applicants for Accredited Membership must pass 100% of this Evaluation. You are welcome to use your study materials (such as books, etc.) while answering the questions, and take the evaluation as many times as necessary to pass. It should take approximately 60 to 90 minutes to complete all sections, but there is not time limit.

Some of the questions require you to provide links to video or audio recordings of singers as well as yourself. We recommend that you read through the entire evaluation to make a list of required materials so you can have them ready before you begin to fill it out. Please note that you will have to start again from the beginning every time you choose to re-take the evaluation.

Once you are ready to take the evaluation, you will receive a link to the form you can submit. The audio examples in Section 4 will be made available to you at that time.

We look forward to welcoming you as an Accredited IVTOM Member!

* Required

Your First and Last Name *

Your e-mail address *

Your current membership status: *

Section 1 - Student References

Please provide the names, e-mail addresses and phone numbers for 3 of your students who have studied with you weekly for 6 or more consecutive months. We recommend you ask them for permission to share their information, and advise them to expect IVTOM to call or email them.

Student #1 *

A large, empty rectangular box with a thin black border, intended for a student's response. A small pencil icon is visible in the bottom right corner.

Student #2 *

A large, empty rectangular box with a thin black border, intended for a student's response. A small pencil icon is visible in the bottom right corner.

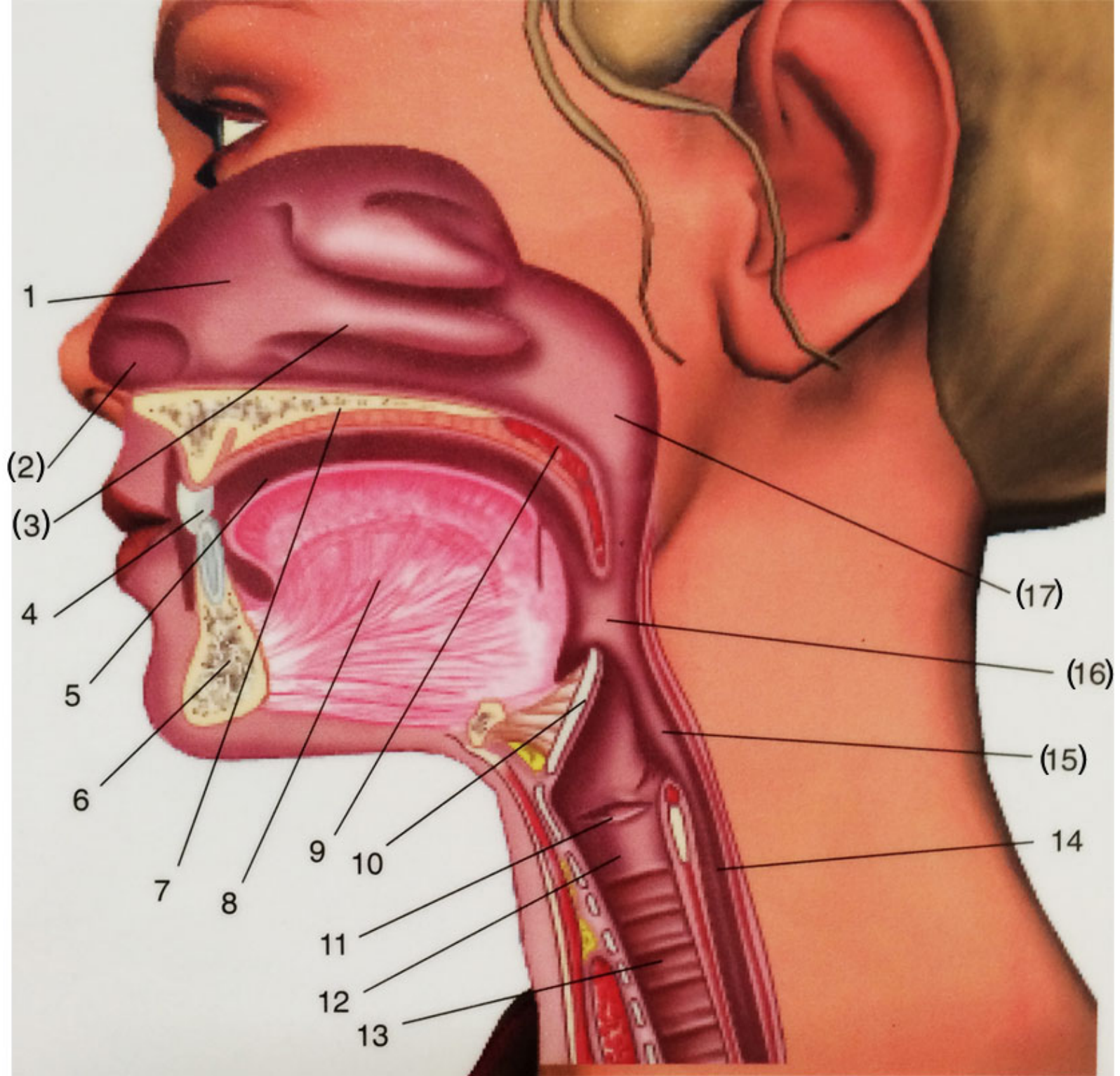
Student #3 *

A large, empty rectangular box with a thin black border, intended for a student's response. A small pencil icon is visible in the bottom right corner.

Section 2 - Vocal Physiology

Please complete the following section to help us evaluate your knowledge of vocal physiology.

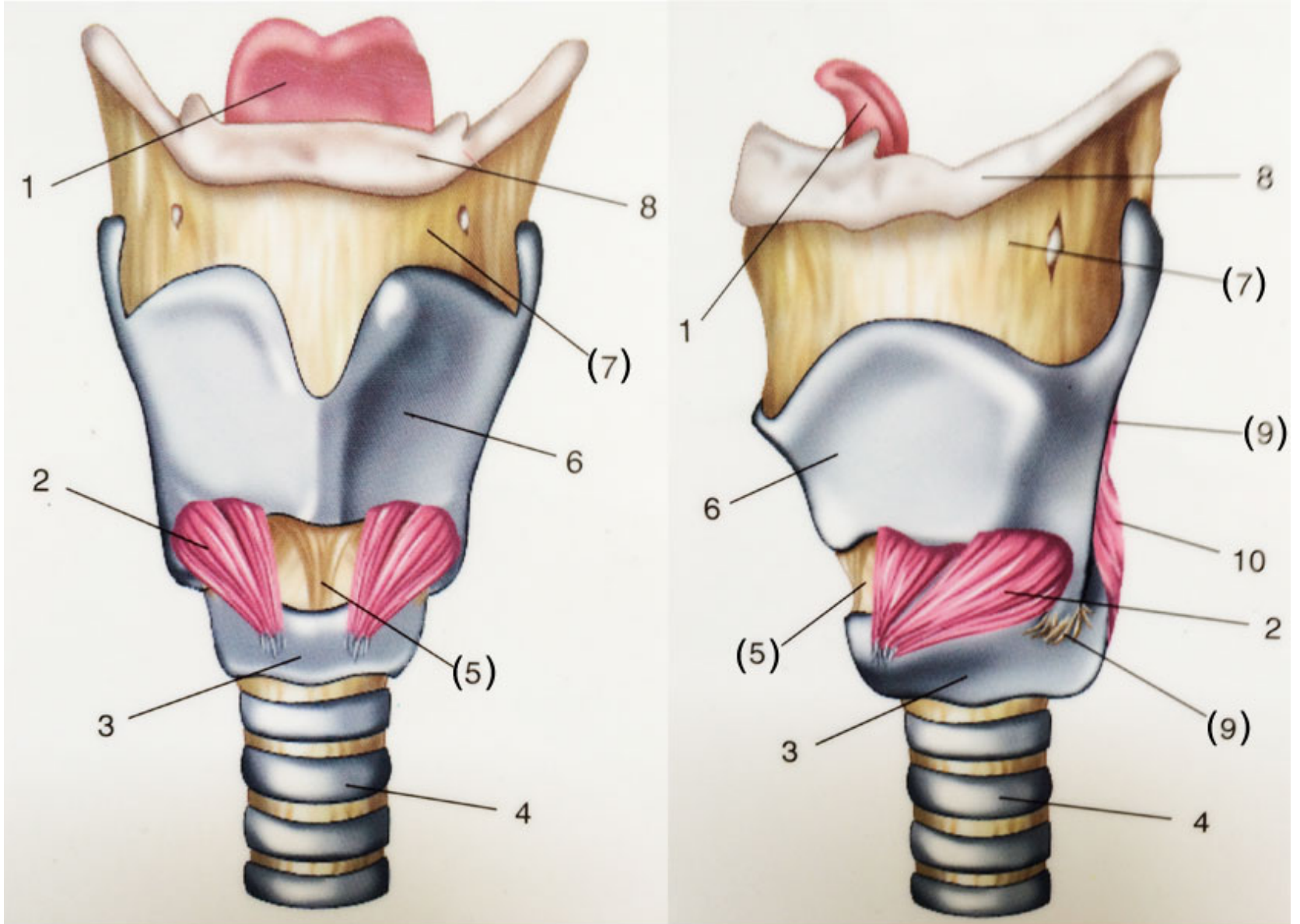
2a: Head - Cutaway



2a: "Head - Cutaway" - Please name items 1 through 17 in the above image *

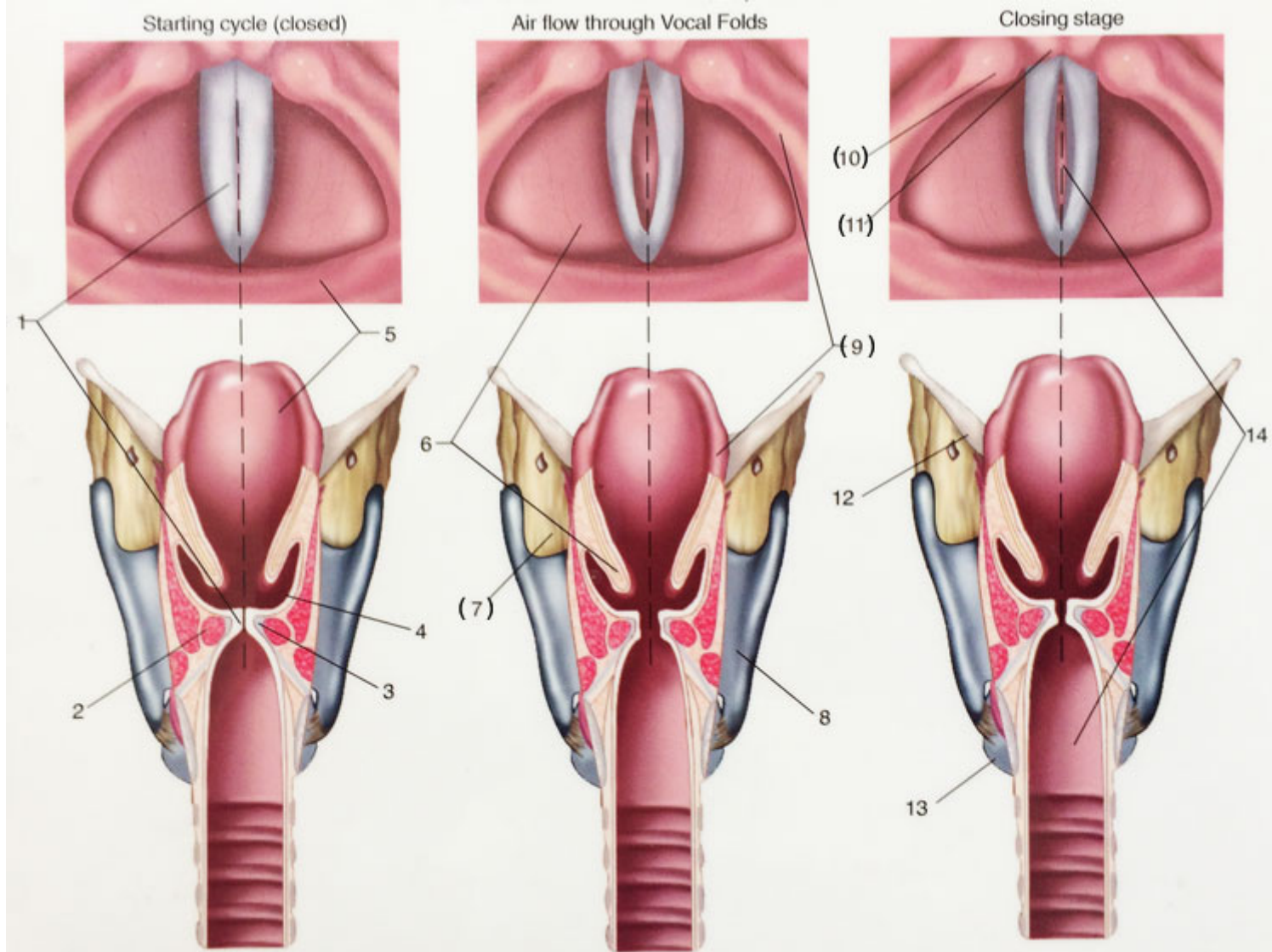
Items in parentheses are optional.

2b: Larynx - Front and Side



2b: "Larynx - Front and Side": Please name items 1 through 10 in the above image *
 Items in parentheses are optional.

2c: Vocal Folds - Top and Back



2c: "Vocal Folds - Top and Back": Please name items 1 through 14 in the above image. *
 Items in parentheses are optional.

2d: Please describe how the breathing mechanism, the larynx, and the vocal tract work together to produce sound. *

2e: What does the Thyroarytenoid (TA) muscle do? *

2f: What does the Cricothyroid (CT) muscle do? *




2g: Why is a stable larynx desirable in healthy singing? *



Section 3 - Vocal Acoustics

The following questions will help us evaluate your knowledge of Vocal Acoustics.

3a: What is the unit used to measure the frequency of a pitch, and what does it measure? *



3b: What is the "fundamental" frequency of a tone? *

3c: What is a "harmonic" of a tone? *

3d: What is the "harmonic series" of a tone? *

3e: How do we calculate the harmonic series of a tone? *

3f: Which harmonic is also the fundamental frequency? *

3g: If the fundamental frequency is 110 Hz, what are the frequencies of the first 6 harmonics? *

3h: What are the approximate pitches of the frequencies from the last question? *

3i: What is the definition of "resonance"? *

3j: What is the resonator of a singer? *

3k: What is the definition of "formant"? *

3l: What do the first two formants of the vocal tract represent? *

3m: Which unit is used to measure formants? *

3n: Which parts of the vocal tract are responsible for the first and second formants, respectively? *

3o: What is meant by the expression "centering the vowel"? *

3p: What is the benefit of Vowel Centering? *

3q: What is "Formant Tuning"? *

3r: What are the benefits of Formant Tuning? *

3s: Which parts of the vocal tract can be used to change the formants? *

Section 4 - Understanding of "Mix Singing"

The following questions will help us evaluate your knowledge of the Mix.

4a: Which are the vocal registers? *

Please list the vocal registers, and how you differentiate them.

4b: What is "Mix"? *

Please describe what happens at vocal cord level, as well as from an acoustic perspective, when singing in Mix.

4c: What is meant by the term "Vocal Cord Closure"? *

4d: What is "Breath Support"? *

Please describe what it is, and how you teach it.

4e: Please provide a video link to an adult female singer of your choice who sings in Mix *

YouTube, Vimeo, etc. A live performance in any genre.

4f: Please provide a video link to an adult male singer of your choice who sings in Mix *

YouTube, Vimeo, etc. A live performance in any genre.

4g: Please provide a video link to an adult female singer of your choice who does not sing in Mix *

YouTube, Vimeo, etc. A live performance in any genre.

4h: Please provide a video link to an adult male singer of your choice who does not sing in Mix *

YouTube, Vimeo, etc. A live performance in any genre.

Audio Example #1 *

Please describe what you hear in this voice and what you would work on first.



Audio Example #2 *

Please describe what you hear in this voice and what you would work on first.




Audio Example #3 *

Please describe what you hear in this voice and what you would work on first.



Audio Example #4 *

Please describe what you hear in this voice and what you would work on first.



Audio Example #5 *

Please describe what you hear in this voice and what you would work on first.



Audio Example #6 *

Please describe what you hear in this voice and what you would work on first.

Audio Example #7 *

Please describe what you hear in this voice and what you would work on first.

Audio Example #8 *

Please describe what you hear in this voice and what you would work on first.

4q: Please provide a link to a live recording or video of yourself singing any scale covering at least 2 octaves of your range. Male starting note C3, female starting note A4. *

YouTube, SoundCloud, Vimeo, etc.

4r: Please provide a link to a live recording or video of yourself singing a song (in any genre) using roughly 1.5 octaves of your range. *

YouTube, SoundCloud, Vimeo, etc. Male suggested "high" note above G4, female suggested "high" note above E5

If you are an Associate Member, you are done. You can skip the next item (4s) and click on 'send form' below. If you are a New Applicant, please go on to item 4s.

Only New Applicants to IVTOM are required to submit a video for item 4s to be considered for

Accredited Status. Associate Members' teaching abilities have already been evaluated by their mentors.

4s: Please provide a link to a video recording of yourself teaching one of your students for at least 20 min.

YouTube, SoundCloud, Vimeo, etc. The video recording should cover scale work as well as song application. Both your voice and the student's voice must be clear, and the piano used to accompany the student must be heard as well. Both yourself and your student must be clearly visible in the picture. Obtain written permission from your student to share the recording for IVTOM application purposes.

Submit

Never submit passwords through Google Forms.

100%: You made it.